

GUS GOES FISHIN'TM

1. OVERVIEW

The goal is to obtain a winning combination on a winning line spread across the reels.

Game specifications:

Type	Slots
Number of reels	5
Number of rows	3
Number of lines	20 (cannot be changed)
Number of coins you can bet	Bet: 20 Side Bet: 30
Progressive	No
Double feature	No
Wild symbols	Yes
Multiplier symbols	Yes
Scatter symbols	Yes (Bonus)
Bonus round	Yes
Free spins	Yes (Deep Spins)
Instant win	Yes
RTP	Normal Game: 96.00% Side bet: 96.01%

The game disconnects if you do not take any actions for a specific number of consecutive minutes (this number varies depending on jurisdiction); the session recovery feature will save the game progress so that the next time the game is loaded, you can continue where you left off.

In the event of technical difficulties resulting in a dropped connection to the game server, the game you were playing is saved automatically and will load the next time you establish a connection to the game server. You will not be able to reconnect to the game server for the first 30 seconds after the disconnection.

Note: In case of malfunction all pays and play are voided; any bet that was not yet accepted will be voided, any bet that was unsettled will be refunded.

2. HOW TO PLAY

Note: If you do not have enough money to play a game, the bet can be set to the minimum selectable amount through a dialog window informing about this.


All winning lines pay from left to right, beginning with the far-left reel. All line win symbols must appear on consecutive reels. Wins on different lines are all added. Only the highest winning combination on each line is paid. Winnings from Free Spins are added to the total win.


The auto spin feature does not automatically start free spins - player input is required (Available only for specific jurisdictions).

On the info bar, you can view the current BET, your BALANCE and your current WIN, displayed in either credit or your real currency, depending on the current user's choice (Available only for specific jurisdictions). To toggle between credit or your real currency, click in the BALANCE area (Available only for specific jurisdictions).


2.1. Desktop version

To play, follow these steps:

1. Click  on the main screen, and then use the + and - buttons to select a coin value.

Click  to save the settings and return to the main screen.

Note: The total BET is displayed in either credit or your real currency, depending on the current user's choice (Available only for specific jurisdictions). To toggle between credit or your real currency, click in the BALANCE area (Available only for specific jurisdictions).



2. Click  to place the bet and spin the reels one time.

The total amount won will be shown in the WIN field from the info bar, in either credit or your real currency, depending on the current user's choice (Available only for specific jurisdictions). For each winning combination, the amount won is the amount shown in the paytable for that winning combination.


To toggle between credit or your real currency, click in the BALANCE area (Available only for specific jurisdictions).

2.2. Mobile version

To play, follow these steps:

1. Tap  on the main screen, then use the + and - buttons to select a coin value. Tap  to save the settings and return to the main screen.

Note: The total BET is displayed in either credit or your real currency, depending on the current user's choice (Available only for specific jurisdictions). To toggle between credit or your real currency, tap in the BALANCE area (Available only for specific jurisdictions).

2. Tap  to place the bet and spin the reels one time.

The total amount won will be shown in the WIN field from the info bar, in either credit or your real currency, depending on the current user's choice (Available only for specific jurisdictions). For each winning combination, the amount won is the amount shown in the payable for that winning combination.

To toggle between credit or your real currency, tap in the BALANCE area (Available only for specific jurisdictions).

3. SPECIAL SYMBOLS AND FEATURES

3.1. Wild

Wild is also **Collect** and it substitutes for all symbols, except **Fish** and **Bonus**, to form winning combinations.

3.2. Bonus symbol

Landing 3, 4 or 5 **Bonus** symbols trigger **Deep Spins**.

3.3. Fish symbol

Fish symbols are payed out when landing together with **Wild** symbol.

3.4. Fish Collect

In both paid spins and **Deep Spins**, **Fish** symbols are payed out when landing together with **Wild** symbol/s.

Values are payed out once for each **Wild** symbol that lands.

Blue Fish hold values of x1, x2, x3, x5, x7 and x10.

Big Fish are **Mini**, **Major** and **Mega** and award x25, x50 or x100.

Sticky Golden Fish hold values of x1, x2, x3, x5, x7 and x10, and is present only during **Deep Spins**.

3.5. Fishin' Bonanza Modifiers

On any paid spin, **Gus** can trigger a random scenario:

- **Reel 'Em In**– On any paid spin with 1 or more **Fish** symbols without **Wilds**, **Gus** can collect all the **Fish** on the screen (up to 12 fish symbols can land during the modifier).
- **Big Catch**– On any paid winning spin, **Gus** can award a random win multiplier of x2, x3 or x5. Both **Big Catch** and **Reel 'Em In** modifiers can happen on the same spin. The multiplier will apply to all wins from the spin, including **Fish** values (up to 5 fish symbols can land during the modifier).
- **Bonus Boost**– On any paid spin where two or or more **Bonus** symbols have landed, **Gus** can add to the reels an extra **Bonus** symbol to trigger the **Deep Spins** feature.

3.6. Deep Spins

3, 4 or 5 **Bonus** symbols landing naturally or via the modifier award 8, 10 or 12 **Deep Spins**.

When a **Fish** symbol is collected during **Deep Spins**, it contributes to a multiplier progress bar.

When multiplier is reached it multiplies all **Fish** symbol values from the next spin on, until the end of the feature.

Multiplier is also applied to **Big** and **Sticky Golden Fish** symbols.

- 8 **Fish** collected (in total) award a x2 multiplier.
- 16 **Fish** collected (in total) award a x5 multiplier.
- 24 **Fish** collected (in total) award a x10 multiplier.

Each time **Wild** symbols land they contribute to an extra spins progress bar (up to 3 Wild symbols can land per spin during the feature).

- 5 **Wilds** (in total) = 4 extra spins
- 10 **Wilds** (in total) = 4 extra spins
- 15 **Wilds** (in total) = 4 extra spins

Sticky Golden Fish sticks to the reels until the end of **Deep Spins** and can be collected multiple times and contributes to the progress bar each time it is collected. Only one **Golden Sticky Fish** can land during the **Deep Spins** feature.

3.7. Side Bet

Golden coin opens the **Side Bet** options:

- **Big Catch Side Bet**– is a base game **Side Bet** which will increase the chance of all **Fishin' Bonanza** modifiers and **Deep Spins** trigger. The **Side Bet** will add 50% to the cost of each spin.

Note: History application keys

Free_Spins_Left= Free Spins remaining

Free_Spins_Played= Free Spins played

Side_Bet OFF= Golden Bet Off

Side_Bet ON= Golden Bet On

Scatter_gain= Scatter

Free_Spins_Retriggered= Free Spins

Scatter_Multiplier= Scatter Multiplier

Extra_Spins_Progress= Extra Spins collected

BONUS_BUY_ENTERED= Bonus Buy

Bonus_Boost= Bonus boost

Multiplier_Progress= Multiplier collected

Modifier= Fishin' Bonanza



Sticky_Scatter= Sticky Golden Fish

Freespins_Sticky_Scatter_Session_Started= Sticky Golden Fish enabled

4. OTHER GAME BUTTONS



4.1. Desktop version

The following buttons are available:

	Click this button to toggle the game sound on or off.
	<p>Click this button to open the PAYOUTS tab, where you can view several screens:</p> <ul style="list-style-type: none">• information about the payouts for the winning combinations, in either credit or your real currency - to toggle between credit or your real currency, click in the BALANCE area.• information about any existing special features or special symbols and their payouts, or specific awards;• the game lines and basic game rules. <p>To navigate among the various screens in the PAYOUTS tab, click on the left and right arrows at the bottom of the screen.</p>
RULES	In the last of the screens from the PAYOUTS tab, click this button to view detailed game rules, in a new browser window.

4.2. Mobile version

The following buttons are available:

	Tap this button to toggle the game sound on or off.
	<p>Tap this button to open the PAYOUTS tab, where you can view several screens:</p> <ul style="list-style-type: none">• information about the payouts for the winning combinations, in either credit or your real currency - to toggle between credit or your real currency, tap in the BALANCE area.• information about any existing special features or special symbols and their payouts, or specific awards;• the game lines and basic game rules. <p>To navigate among the various screens in the PAYOUTS tab, tap on the left and right arrows at the</p>

	bottom of the screen.
RULES	In the last of the screens from the PAYOUTS tab, tap this button to view detailed game rules, in a new browser window.