

RISING TEMPLE:™ HOLD & WIN™

Game Rules (1.1 - 21/11/2022)

1. OVERVIEW

The goal is to obtain a winning combination on a winning way spread across the reels.

Game specifications:

Type	Slots
Number of reels	5
Number of rows	3 to 4 - during normal spin 3 to 7 - during Free Spins and Rising Temple Respins
Number of ways	3087 (cannot be changed)
Number of coins you can bet	20 (cannot be changed)
Progressive	No
Double feature	No
Wild symbols	Yes
Multiplier symbols	Yes
Scatter symbols	Yes
Bonus round	Yes
Free spins	Yes
Instant win	No
RTP	95.98%

The game disconnects if you do not take any actions for a specific number of consecutive minutes (this number varies depending on jurisdiction); the session recovery feature will save the game progress so that the next time the game is loaded, you can continue where you left off.

In the event of technical difficulties resulting in a dropped connection to the game server, the game you were playing is saved automatically and will load the next time you establish a connection to the game server. You will not be able to reconnect to the game server for the first 30 seconds after the disconnection.

Note: In case of malfunction all pays and play are voided; any bet that was not yet accepted will be voided, any bet that was unsettled will be refunded.

2. HOW TO PLAY

Note: If you do not have enough money to play a game, the bet can be set to the minimum selectable amount through a dialog window informing about this.


All winning ways pay from left to right. Winnings on different ways are all added. Only the highest winning combination on each way is paid. Winnings from Free Spins are added to the total win.

The auto spin feature does not automatically start free spins - player input is required.(Available only for specific jurisdictions)

On the info bar, you can view the current BET, your BALANCE and your current WIN, displayed in either credit or your real currency, depending on the current user's choice (Available only for specific jurisdictions). To toggle between credit or your real currency, click in the BALANCE area (Available only for specific jurisdictions).

2.1. Desktop version

To play, follow these steps:

1. Click  on the main screen, and then use the + and - buttons to select a coin value.

Click



to save the settings and return to the main screen.

Note: The total BET is displayed in either credit or your real currency, depending on the current user's choice (Available only for specific jurisdictions). To toggle between credit or your real currency, click in the BALANCE area (Available only for specific jurisdictions).

2. Click




to place the bet and spin the reels one time.

The total amount won will be shown in the WIN field from the info bar, in either credit or your real currency, depending on the current user's choice (Available only for specific jurisdictions). For each winning combination, the amount won is the amount shown in the payable for that winning combination.

To toggle between credit or your real currency, click in the BALANCE area (Available only for specific jurisdictions).

2.2. Mobile version

To play, follow these steps:

1. Tap  on the main screen, then use the + and - buttons to select a coin value. Tap



to save the settings and return to the main screen.

Note: The total BET is displayed in either credit or your real currency, depending on the current user's choice (Available only for specific jurisdictions). To toggle between credit or your real currency, tap in the BALANCE area (Available only for specific jurisdictions).

2. Tap



to place the bet and spin the reels one time.

The total amount won will be shown in the WIN field from the info bar, in either credit or your real currency, depending on the current user's choice (Available only for specific jurisdictions). For each winning combination, the amount won is the amount shown in the payable for that winning combination.

To toggle between credit or your real currency, tap in the BALANCE area (Available only for specific jurisdictions).

3. SPECIAL SYMBOLS AND FEATURES

3.1. Wild

The **Wild** symbol replaces any other symbols, except the **Free Spins** and **Samurai Coin** symbols, to form winning combinations.

Note: **Wild** symbols only appear on reels 2, 3 and 4.

Note: If no specific payouts for **Wild** are displayed in the pay table, a combination formed exclusively with **Wild** will pay just like the highest paying symbol, if that combination is the highest winning combination.

3.2. Free Spins symbol

Landing 3 or more **Free Spins** symbols on the reels will trigger **Free Spins**.

3.3. Samurai Coin symbol

Landing 5 or more **Samurai Coin** symbols on the reels will trigger **Respins**.

3.4. Rising Temple Respins

Landing 5 or more **Samurai Coin** symbols on the reels will trigger **Rising Temple Respins** that will award 3 respins.

During the **Rising Temple Respins**, any **Samurai Coin** symbols that land into view will stick and will reset the respins.

Boosters do not stick in view but will reset the respins.

Possible Values during **Respins** are as follows in times bet values:

Samurai coins values - X1, X2, X3, X4, X5, X6, X8, X10

Mini - X25

Major - X50

Maxi - X100

Grand - X250

3.5. Samurai Boosters

During the **Rising Temple Respins & Free Spins**, special Boosting Coin symbols can land to unlock extra rows or multiply the end winnings:

- **Arrow Coin** symbol - only lands on reel 1 and unlocks an extra row on reels 2, 3 and 4 up to a max of 3 extra rows.
- **X Coin** symbol - only lands on reel 5 and increases the win multiplier level by 1. All prizes are multiplied at the end of the feature;

Boosting coins do not stick in place.

Once three of the same Booster Coin has been collected that booster is no longer possible to land on its active reel.

3.6. Free Spins

When 3 or more **Free Spins** symbols land will trigger the **Free Spins** round.

Depending on how many symbols are landed will award the corresponding amount of **Free Spins**:

- **3 Free Spin symbols: 10 Free Spins**
- **4 Free Spin symbols: 12 Free Spins**
- **5 Free Spin symbols: 15 Free Spins**

Free Spins can not be retriggered.

Samurai Booster symbols can land during **Free Spins**, but do not stick.

Once landed, the reels will remain expanded or multiplier guaranteed.

The expand booster can only expand 3 times unlocking up to 3087 ways to win.

The multiplier booster can only multiply up to x4. All prizes are multiplied by the active multiplier of the current spin during free spins.

Once 3 of the same booster has been collected that booster is no longer possible to land on its active reel.

3.7. Katana Modifier

During any paid spin in the base game mode the **Samurai** can appear over the reels & award one of the following:

- A winning spin;
- The Respins Bonus;
- The Free Spins Bonus;

Note: History application keys

Multiplier= Multiplier

respins_winnings = Rising Temple Respins Win

Respins_Triggered= Rising Temple Respins

Respins_Left= Respins remaining

Respins_played= Respins played

Freespins_Played= Free Spins played

Freespins_Left= Free Spins remaining

Respins_Values= Samurai Coins




Extra_Rows= Extra Rows

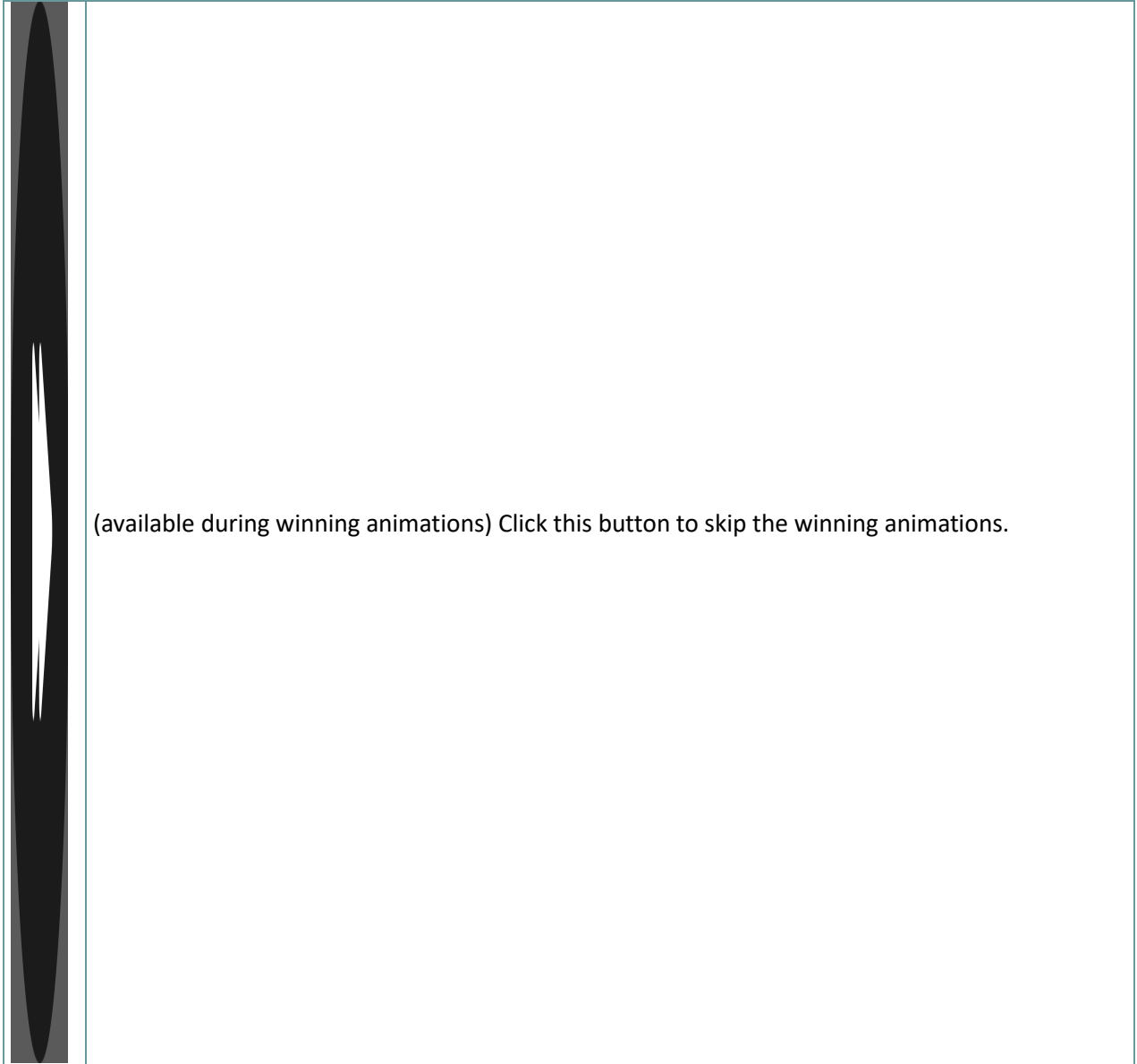
Respins_End= Rising Temple Respins finished

4. Other game buttons

4.1. Desktop version

The following buttons are available:

	Click this button to toggle the game sound on or off.
	<p>Click this button to open the PAYOUTS tab, where you can view several screens:</p> <ul style="list-style-type: none">• information about the payouts for the winning combinations, in either credit or your real currency - to toggle between credit or your real currency, click in the BALANCE area.• information about any existing special features or special symbols and their payouts, or specific awards;• basic game rules. <p>To navigate among the various screens in the PAYOUTS tab, click on the left and right arrows at the bottom of the screen.</p>
RULES	In the last of the screens from the PAYOUTS tab, click this button to view detailed game rules, in a new browser window.
	(available while the reels are spinning) Click this button to stop the reels earlier.





4.2. Mobile version

The following buttons are available:

	Tap this button to toggle the game sound on or off.
	Tap this button to open the PAYOUTS tab, where you can

	<p>view several screens:</p> <ul style="list-style-type: none">• information about the payouts for the winning combinations, in either credit or your real currency - to toggle between credit or your real currency, tap in the BALANCE area.• information about any existing special features or special symbols and their payouts, or specific awards;• basic game rules. <p>To navigate among the various screens in the PAYOUTS tab, tap on the left and right arrows at the bottom of the screen.</p>
RULES	<p>In the last of the screens from the PAYOUTS tab, tap this button to view detailed game</p>

	rules, in a new browser window.
	(available while the reels are spinning) Tap this button to stop the reels earlier.
	(available during winning animations) Tap this button to skip the winning animations.
